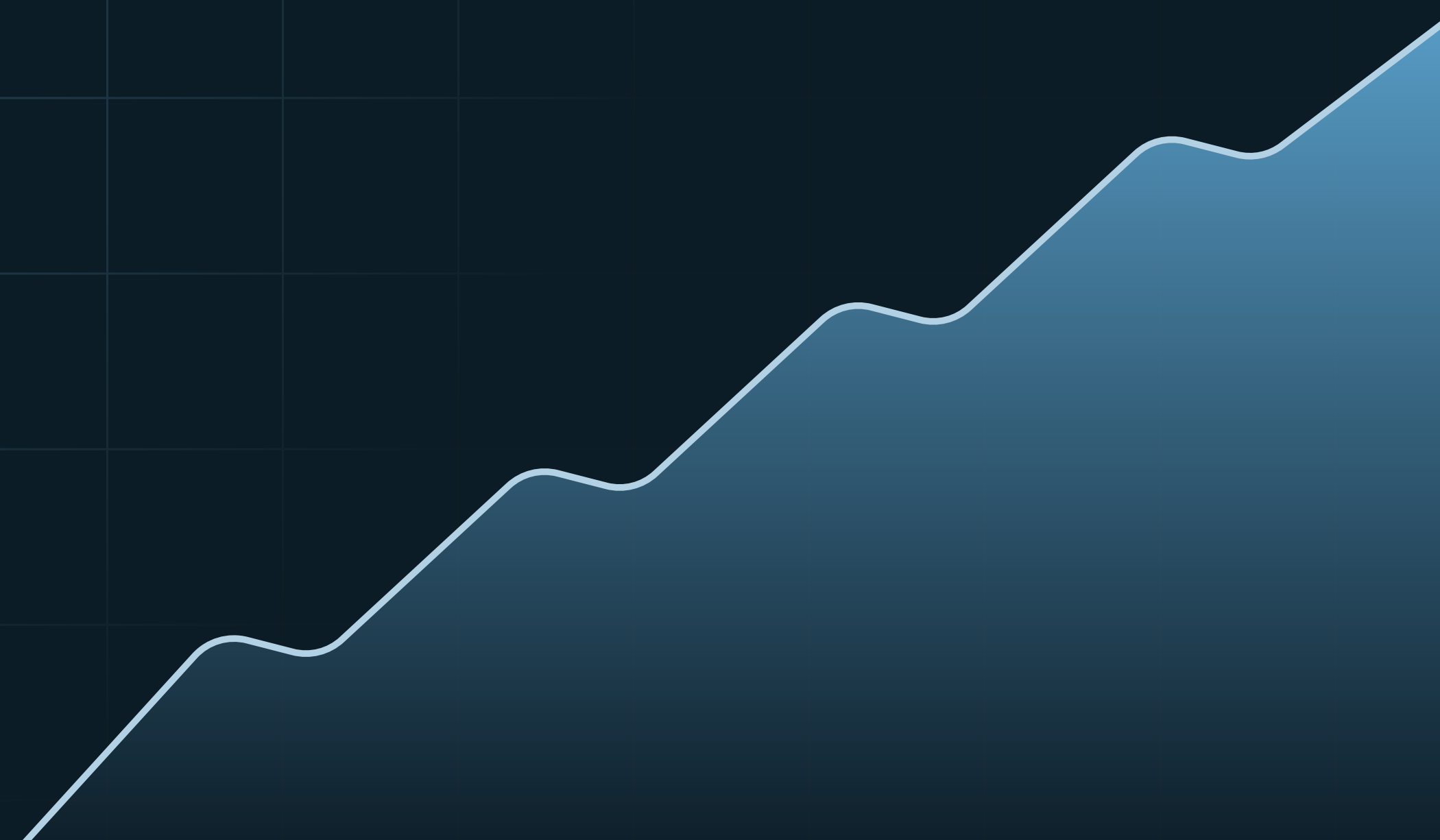


Investment brochure

# Multi-strategy Blockchain fund

Last update : 19 May 2025






## 2 As the global economy shifts, securing your financial independence is no longer optional.

### Current Global Challenges :

#### Rising Cost of Living



**+3.5%** in the U.S., **+5.1%** for electricity.  
( [BLS](#) )

#### Growing Tax Burden



Taxes account for **34% of GDP on average in OECD countries**, reaching over 40% in major economies.  
( [OCDE](#) )

#### Ongoing Geopolitical Instability



**35 national elections scheduled in 2024**, including key countries such as the U.S. and Taiwan. ( [Coface](#) )

#### Structural Impact of AI on Employment



**Up to 300 million jobs could be automated** globally with the rise of AI.  
( [Goldman Sachs](#) )

### And traditional solutions ?



#### Real Estate



- Blocked market
- Heavy taxation
- Poor liquidity



#### Life Insurance



- Real returns erased by inflation



#### Stock Market



- Liquid but non-tradable
- Uncertainty
- Taxation



# 3 The future of finance is decentralized — integrating crypto today means investing in tomorrow.

Crypto :

562 M

crypto holders worldwide in 2024

+33% compared to 2023

25%

of global internet users interacted with cryptocurrencies

equivalent to 16.25% of the world's population

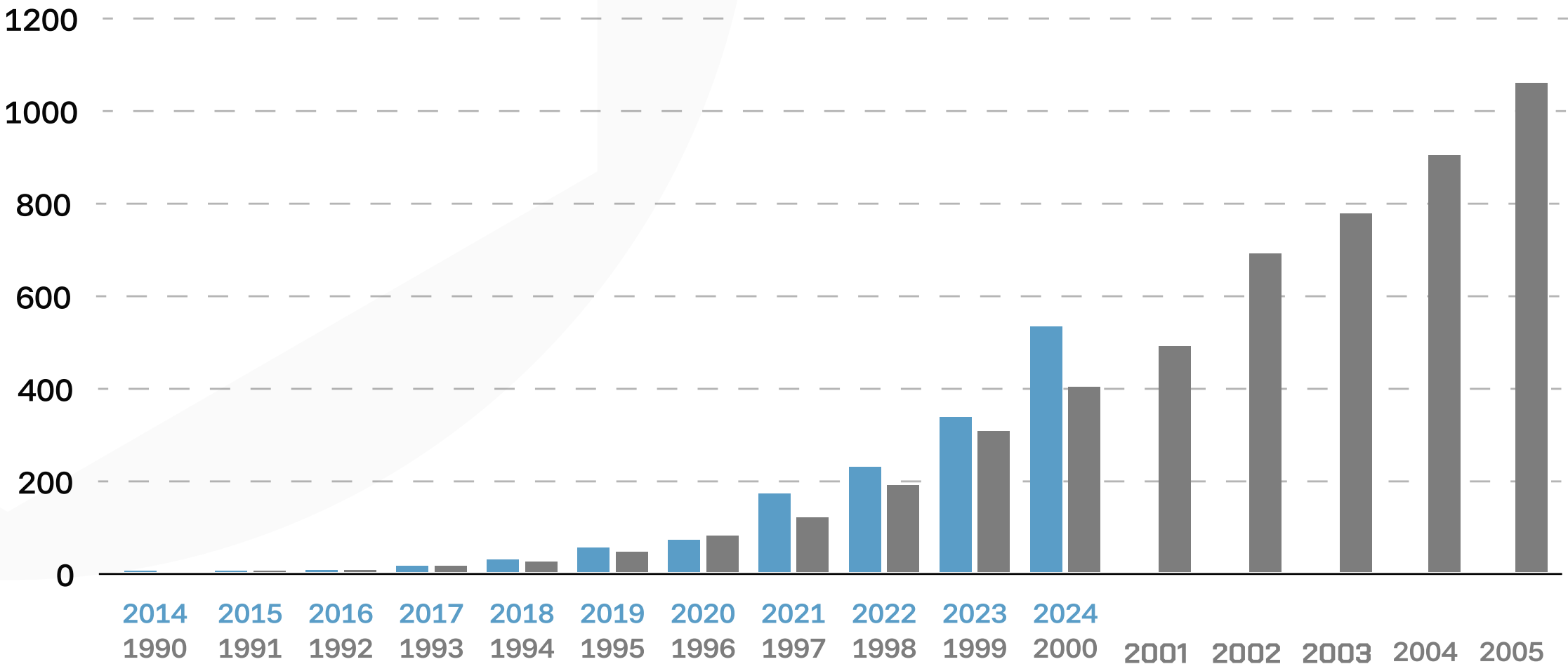
85%

of major financial institutions integrated digital assets into their portfolios

## Cryptocurrency and Internet users (Millions)

Crypto users

Internet users





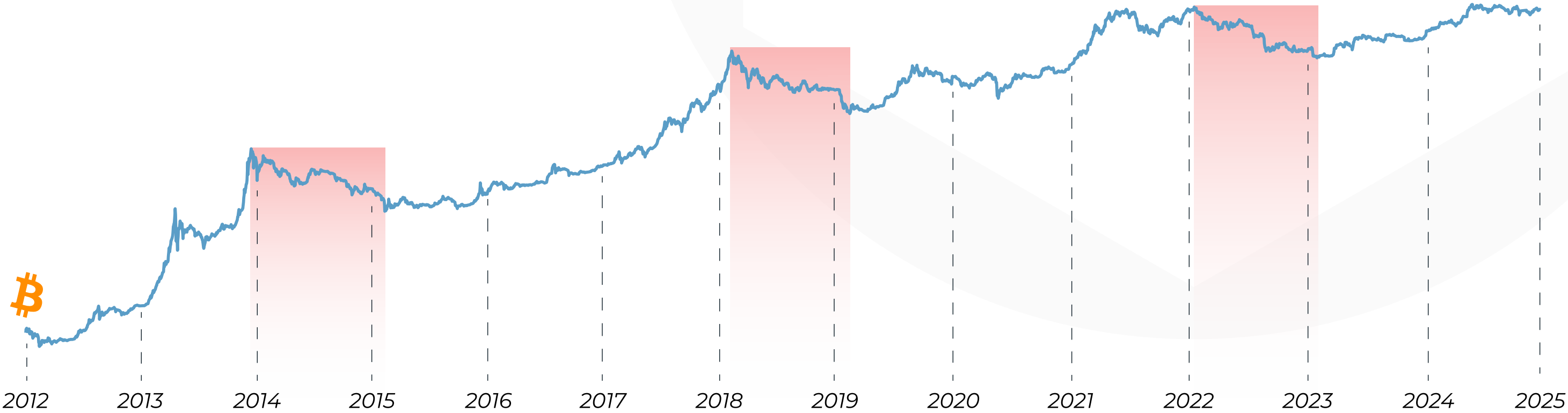
# 4 Crypto can deliver exceptional returns, but comes with significant instability between cycles.

Example with Bitcoin : It has outperformed all other asset classes **8 times over the past 10 years.**

Asset	2015	2016	2017	2018	2019	2020	2021	2022	2023	2024
Bitcoin <span>Top Asset</span>	+36.2%	+120.3%	+1403.2%	-74.3%	+94.8%	+305.1%	+59.8%	-64.2%	+152.9%	+123.5%
Gold	-10.4%	+8.1%	+13.5%	-1.6%	+18.3%	+25.1%	-3.6%	-0.3%	+13.1%	+27.2%
US REITs	+2.8%	+8.9%	+8.7%	-4.1%	+28.7%	-4.8%	+41.2%	-25.0%	+11.3%	+4.9%
MSCI World	-0.9%	+7.5%	+22.4%	-8.7%	+27.7%	+15.9%	+21.8%	-18.1%	+23.8%	+18.7%
Commodities	-14.4%	+12.9%	+2.2%	-5.4%	-1.9%	+10.5%	+30.3%	-4.1%	-8.0%	+5.1%

Data : CoinShares - Chart : Palantex Research

But at the cost of very large cyclical corrections :



<b>Bear Market 2014</b>	<b>-86%</b>	From ~\$1,160 to ~\$152
<b>Bear Market 2018</b>	<b>-84%</b>	From ~\$19k to ~\$3,2k
<b>Bear Market 2022</b>	<b>-77%</b>	From ~\$69k to ~\$15,5k



## 5 Complementary strategies for consistent growth and capital preservation



### Bitcoin Navigator

Capture Bitcoin's long-term growth while reducing downside phases.



### Altcoins Hedge

Leverage Top 50 altcoin volatility through AI-driven long and short positions.




### Boosted Yield

Optimize DeFi returns through advanced protocols and automated strategies.



### Safe Yield

Generate stable income via conservative DeFi allocations.



### Macro Trends

Follow global macro cycles through allocations in tokenized assets (gold, stocks, real estate).



### Smart Saver

Allocate capital to stable assets to combine security and performance.

## Sample Allocation Strategy

DeFi - 40%

RWA - 30%

Investing - 30%

**Note :** Palantex may incorporate signals from selected third-party providers into certain strategies.



## Palantex KPIs

**+\$20M**

Assets Under Management

**4 years+**

Data history



## ⑥ Palantex AI optimizes strategy execution to turn market volatility into controlled performance.

PALANTEX | AI



Palantex's artificial intelligence optimizes strategy execution in real time.

### BTC Investment Strategies

*Designed to follow Bitcoin's growth while minimizing exposure to volatility.*

### DeFi Yield Strategies

*An automated system that routes liquidity toward the best-performing DeFi protocols.*

### RWA Strategies

*Provide direct access to tokenized real-world assets, fully transparent and integrated on the blockchain.*



# ⑦ Transparent and fair fees, designed to protect your capital and fund innovation.



## Deposit Fees

**1% fixed / deposit**  
( reduced with Dojium )

**Deposit fees are designed to secure your funds within Palantex strategies.**

Protecting your assets is our top priority, and we deploy the most advanced security systems to ensure your peace of mind.

- ✓ COST-BASED FEES
- ✓ NO WITHDRAWAL FEES
- ✓ FEES REDUCED TO 0% WITH DOJIUM



## Management Fees

**2% fixed / year**  
( reduced with Dojium )

**Management fees are an investment in professional expertise,** funding the development of automated blockchain investment solutions.

- ✓ COST-BASED FEES
- ✓ NEGLIGIBLE FEES
- ✓ FEES REDUCED TO 0% WITH DOJIUM



## Performance Fees

**20% high watermark**  
( reduced with Dojium )

**Performance fees align Palantex's interests with those of its investors.**

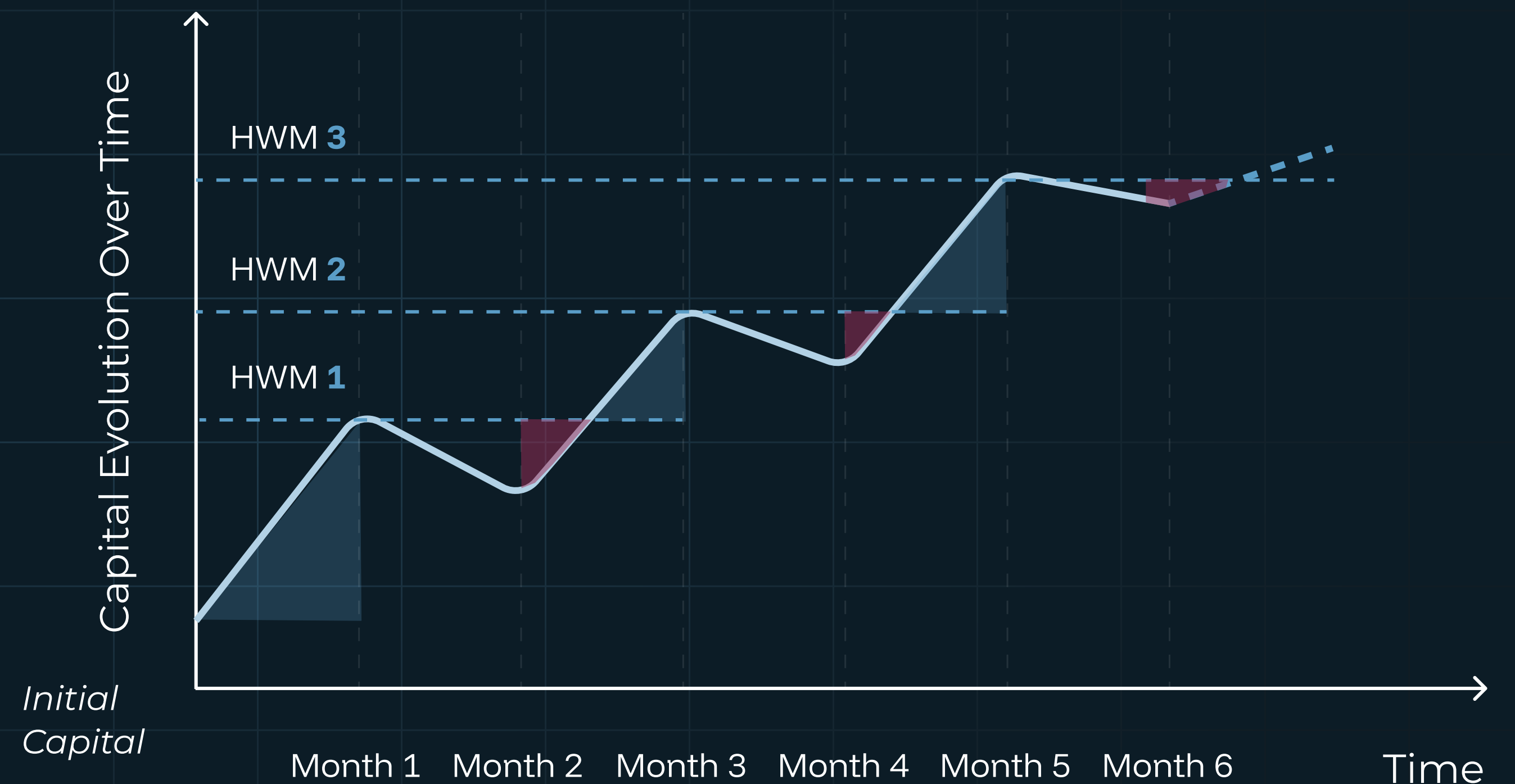
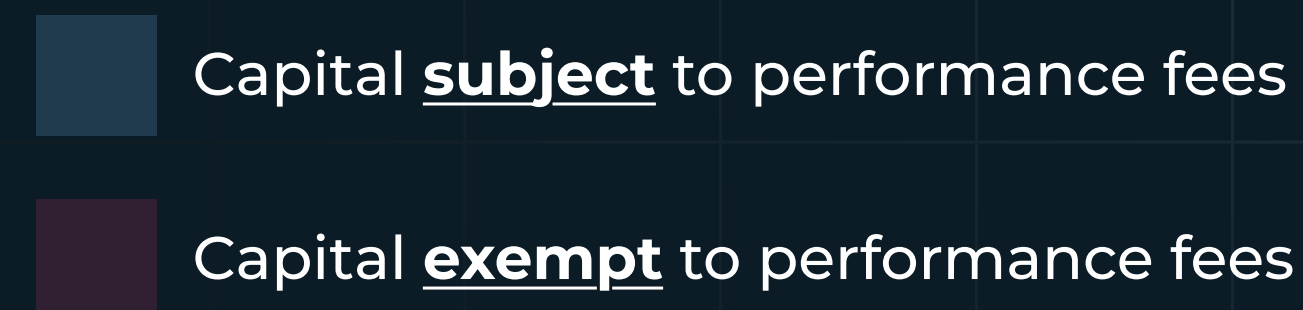
They are applied only to realized gains, aiming to maximize returns while ensuring optimal management.

- ✓ FEES ONLY ON PROFITS
- ✓ CHARGED ONCE A MONTH
- ✓ REDUCED FEES WITH DOJIUM



## ⑧ High Water Mark: a proven method to ensure fair performance alignment between Palantex and its investors.

**The High Water Mark ( HWM )** in finance is a reference threshold used to calculate performance fees for an investment service.



### Special Case :

→ In the event of a deposit or withdrawal, **the HWM level adjusts** to maintain a fair performance measure.



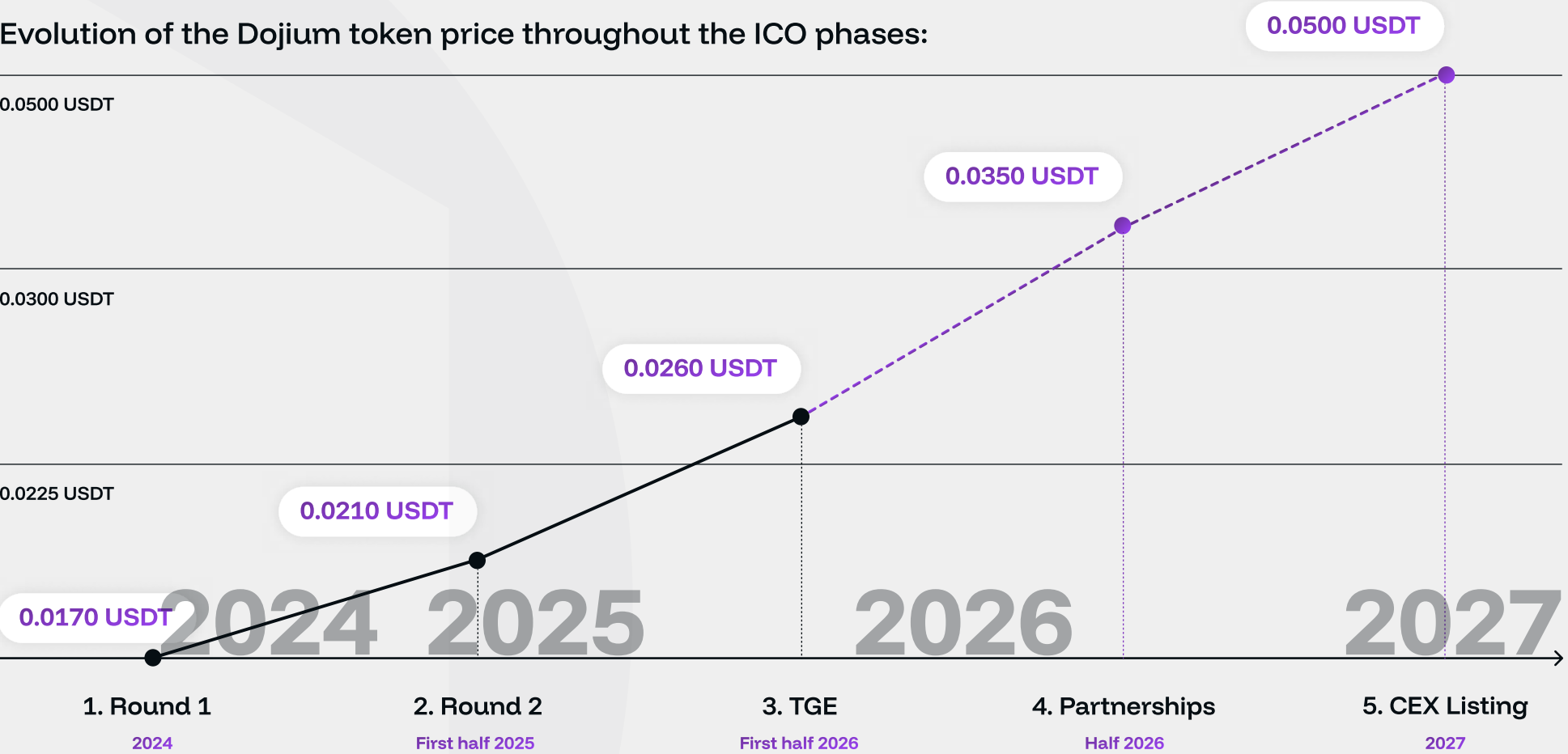
9 The Dojium, a utility token designed for Palantex clients: the more you hold, the less you pay.



Dojium is a utility token that offers three simultaneous advantages:

- 1/ Fee reductions on Palantex
- 2/ Redistribution via Airdrops
- 3/ Token value appreciation through burning

Explore Dojium →



Fee reduction based on your % allocation in Dojium\*

Fees type	Regular User	VIP 1	VIP 2	VIP 3	VIP 4	VIP 5
	0%	5%	10%	15%	20%	25%+
Deposit Fees	1%	1%	0%	0%	0%	0%
Management Fees	2%	1%	0%	0%	0%	0%
Performance Fees	20%	20%	20%	19%	18%	17%

\*The Allocation Percentage = (Dojium Capital / Strategy Capital) \* 100

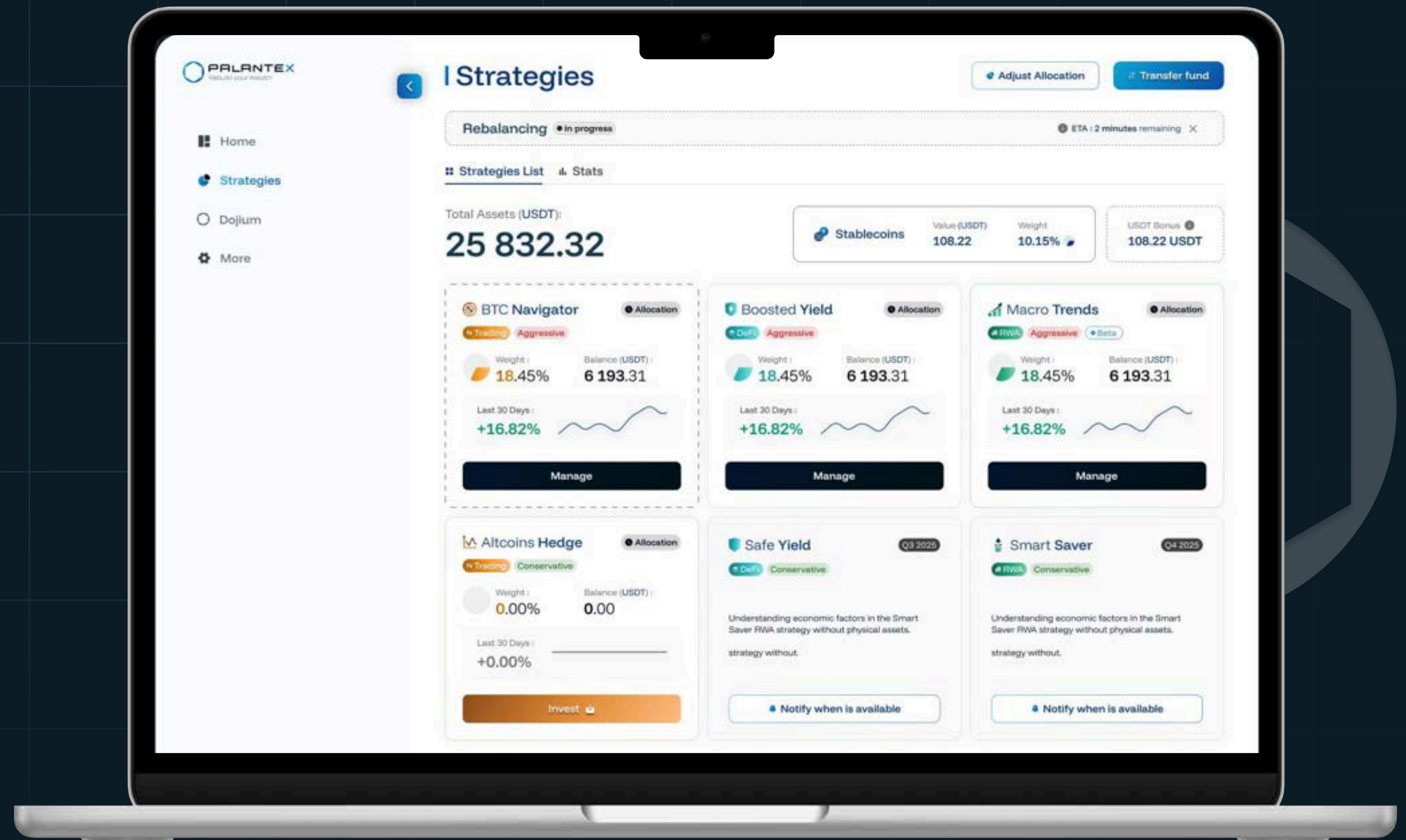


# 10 A clear and transparent interface, designed to give you a complete view of your investments

## Palantex Application

A clean interface, designed for investors.

- Real-time access to strategies
- Strategy performance tracking
- Easy deposits, withdrawals, and rebalancing
- Buy / Sell Dojiums
- Monthly reports
- Referral management & communication tools





# 11 Palantex is built on trust, compliance, and expertise — three pillars at the core of its security and transparency


## Legal Compliance

A regulated framework, with audits and transparent reporting.

## Fund Security

Encryption, multi-level protection, and regular controls.

Partners leaders in their industry



Led by experts with 20+ years in trading and fintech.



**Sylvan**  
CEO & Head of Investment strategy



**Frank**  
CTO & Lead architect blockchain & data systems



**Eva**  
COO & Director of Client Services



**Roman**  
Senior Financial Analyst – Digital Asset Markets



**Damian**  
DeFi Strategy Architect – Yield & Liquidity Protocols



**Alexander**  
Artificial Intelligence Engineer – Predictive Models & Optimization



**Bennett**  
Fullstack Developer – Platform Infrastructure & Security



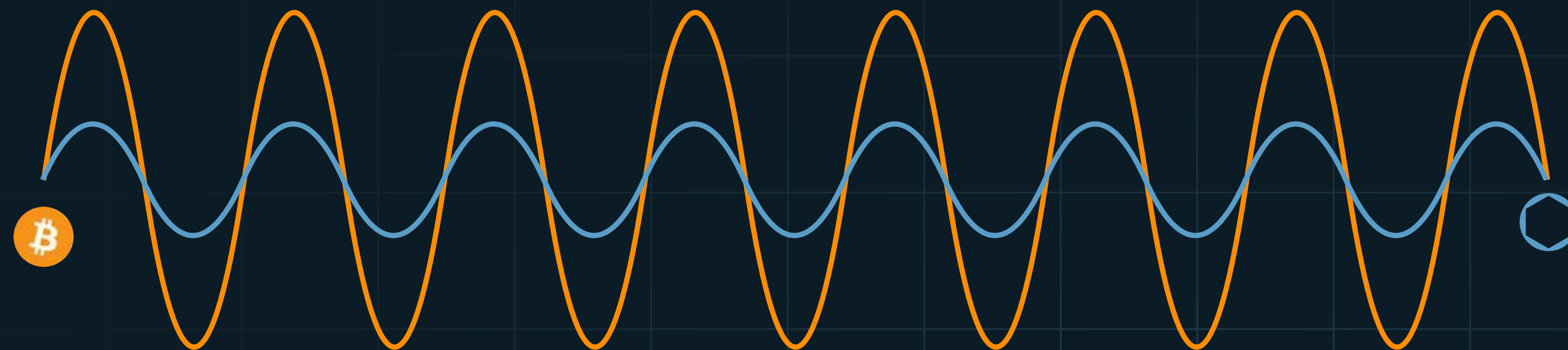
**Anthony**  
Fullstack Developer – Frontend Systems & User Tools



**Alpha Prime**  
Legal Advisor – Regulatory Compliance & Risk Management



## 12 Access crypto potential with full confidence



Investment accessible to everyone

100% automated, transparent, and regulated

Greater stability to invest and exit at the right time

The crypto opportunity is real,  
accessible, and secure with



Join Palantex →



## 13 Additional resources

---



### Referral Program - Palantex

Overview of our Referral program and commission structures.

[Read the Document ↗](#)